

SDR-OMNI

ALL-IN-ONE Avionics Test Set



www.telinstrument.com

SDR-OMNI Avionics Flight Line Test Set

The SDR-OMNI provides the avionics technician with a comprehensive suite of RF test capabilities in a single ruggedized, yet lightweight, package for demanding commercial and military customers.

The unit has a highly readable and responsive touchscreen for quick and convenient avionics testing – especially for performing FAA required ATC transponder, ADS-B, and ELT tests. Professionally formatted reports can be downloaded via USB or wirelessly printed to a local wireless printer.

Test functionality:

- ATC Transponder (w/ automated FAA Part 43F)
- ADS-B 1090 and 978 UAT (IN and OUT), FIS-B
- TCAS and DME
- VOR and ILS (with combined LOC + GS + MB)
- HF / VHF / UHF COMM Radios (AM & FM)
- SELCAL
- ELT / EPIRB
- Aircraft Audio Systems (audio distortion)
- VSWR / Distance to Fault (DTF) / Cable Loss
 - Range 1 MHz to 1.6 GHz
- 2-Year Calibration Cycle

This is the most advanced test set ever made by TIC. The combination of hardware and software can test virtually any RF signal from 200 kHz to 1.6 GHz. As the lightest ruggedized tester on the market, the SDR-OMNI offers unmatched capability and ease of use.

Test functions are implemented using software-defined signal processes that generate, receive, and measure complex avionics signals covering narrow band analog or digital communications, complex navigation, and wide-band pulse or data protocols.



SDR-OMNI All-In-One Avionics Test Set
P/N 90 000 147

- Class 1 MIL-SPEC ruggedness
- Color Display with Responsive Touchscreen
- Intuitive, Smartphone-style user interface
- GPS receiver for accurate ADS-B testing
- Self-guided Calibration Verification
- Long lasting Li-ion battery
- Transponder Antenna Coupler included
- Audio TX/RX headset included
- Complete accessory kit for all applications

“Mission Critical RF TESTING Solutions”


CURRENT RELEASE

- **TRANSPONDER 1030/1090 MHz:** Automated FAR Part 43 Appendix F transponder test for ATRCBS and Mode S Transponders; EHS, GICB BDS registers, Manual testing (power, freq., % reply, SLS, etc.)
- **1090 MHz ADS-B OUT:** Decoded BDS registers and FAR 91.227 / AC60-165B required data
- **1090 MHz ADS-B IN:** Unit transmits 4 simulated traffic targets for cockpit display verification
- **978 MHz UAT OUT:** Decoded display of all required data
- **978 MHz UAT IN:** Unit transmits 4 simulated traffic targets, FIS-B NEXRAD image and sample METAR
- **TCAS I & II, ACAS:** User programmable scenarios
- **VOR & ILS:** Tests VOR receivers & ILS landing systems (simultaneous GS + LOC + MB)
- **DME**
- **COMM Radios:** HF / VHF / UHF COMM AM/FM Transceivers: Transmit and receive RF power, sensitivity, modulation, **voice test of aircraft radio using included headset**
- **ELT (406 MHz + 121.5/243 MHz) EPIRB/PLB test:** Unit decodes 406 MHz digital burst
- **SELCAL:** Test Selective Calling systems
- **RF CABLE & ANTENNA Test:** VSWR and DTF (Distance-to-Fault) for on-aircraft troubleshooting (VSWR calibration fixture included), Cable loss measurement; Frequency range 1 MHz to 1.6 GHz
- **CALIBRATION VERIFICATION:** Guided calibration verification program

RELEASE 2 (2nd QTR 2024)

- **GPS SIMULATOR:** Multi-satellite L1 C/A GPS signal for position and aircraft movement simulation

SDR-OMNI CONFIGURATION AND ACCESSORIES	
Test Capability Included	SDR ALL IN ONE
ATCRBS & Mode S Transponder	■
TCAS I/II	■
978 MHz UAT IN/OUT + FIS-B	■
1090 MHz ADS-B IN/OUT	■
VSWR & DTF/Cable Loss	■
NAV VOR/LOC/GS/MB	■
DME	■
HF / VHF / UHF COMM – AM & FM	■
ELT/EPIRB 406 MHz + 121.5 / 243 MHz	■
SELCAL	■
Accessories Included	
Hard Transit Case	■
TAP-OMNI Antenna Coupler	■
VSWR/DTF Calibration Bridge and Cables	■
Antenna L-Band Directional	■
Antenna VOR/ILS/Comm - Telescopic	■
Antenna WiFi & GPS	■
Direct Connect Cables (3 and 10 meters)	■
RF Connector Adapter Kit	■
AC/DC Charger and Power Cord	■
Kick Stand	■
Standard 2 Year Warranty	■



SDR-OMNI SPECIFICATIONS

Power Specifications

Battery	Lithium Ion
	7.4 V; 7800 mAh
Duration – fully charged	> 3 Hours Continuous
	10 hrs @ 20% Duty Cycle
AC Input voltage	100 to 240VAC 50/60/400 Hz
DC Input voltage	12...28 VDC, 3.33 A (max)
Operating Temperature	-40°C to +55°C
Storage Temperature	-40°C to +70°C

Physical Characteristics

Case Style	MIL-PRF-28800F, Class 1
Height	9.45" (24 cm)
Width	7.1" (18.03 cm)
Depth	2.25" (5.7 cm)
Weight Static	4.2Lbs. (1.9 kg)
Touch Screen	Capacitive



TAP-OMNI Transponder Antenna Coupler

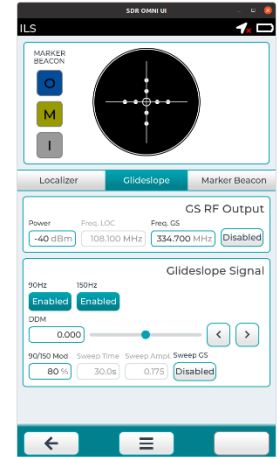
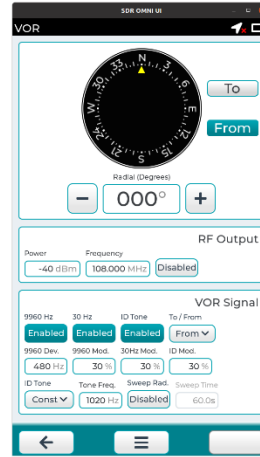

The Antenna Coupler is included with the SDR-OMNI Transponder Test package. It can be hung on the top antenna or securely clamped to the bottom antenna.

- > 20dB shielding
- Ensures FAA compliance
- Solves multi-path issues in congested hangars
- Light weight and easy to use
- Ensures repeatable results
- Fits both "L" Type and Post antennas



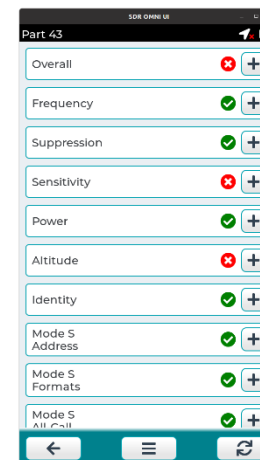
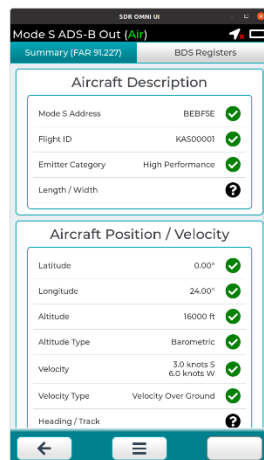
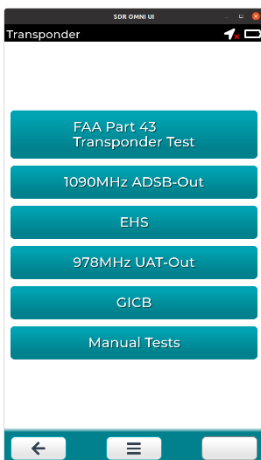
VOR / ILS / DME Testing

Easy to use -- graphic interface simulates the anticipated aircraft displays. Quick and precise on-aircraft testing



ADS-B OUT Testing

Quick and easy verification of all 1090 MHz ADS-B registers and 978 MHz UAT message elements



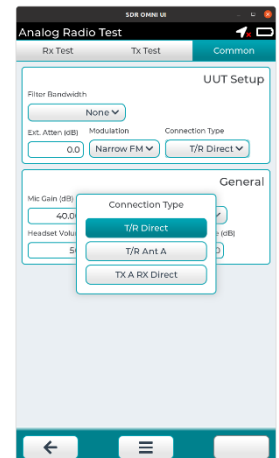
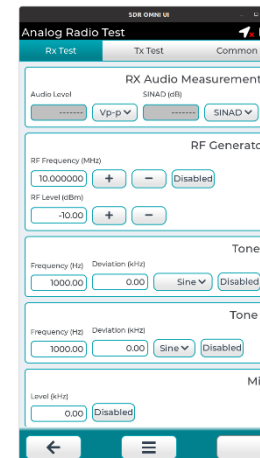
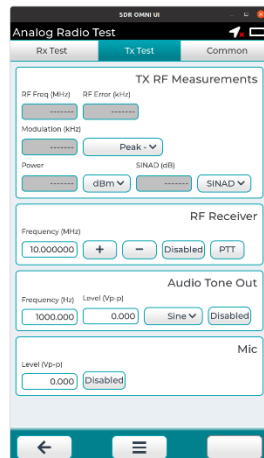
ATC Transponder Testing

Rapid, automated FAR Part 43 Appendix F required ATC testing with easy-to-read test results. Save / print PDF report for documentation.

COMMUNICATIONS

Complete control of all aspects of the audio, modulation, RF output.

Detailed results of received signal (power, frequency, modulation).



Mission Critical RF TEST Solutions

Tel-Instrument Electronics Corp.

1 Branca Road
East Rutherford, NJ 07073
Tel. +1(201) 933-1600
www.telinstrument.com



Product specifications and descriptions in this document are subject to change without notice.